

CONSTRUCTION NOTES

- (XX) APPLY DETAIL XX PER LATEST CALTRANS STANDARD PLANS
- (65) INSTALL GREEN CONFLICT PAINT PER DETAIL ON SHEET 2
- (66) INSTALL BIKE LANE WITH ARROW PAVEMENT MARKING PER DETAIL ON SHEET 2
- (67) INSTALL TYPE IV ARROW PER CALTRANS STANDARD PLANS A24A
- (70) INSTALL SOLID GREEN PAINT
- (76) INSTALL INTERSECTION APPROACH BIKE LANE CONFLICT MARKING DETAIL 39A PER CALTRANS REVISED STANDARD PLAN A20D (SEE DETAIL ON SHEET 2)
- (77) INSTALL BIKE LANE DIAGONAL BUFFER HATCHING PER DETAIL ON SHEET 2

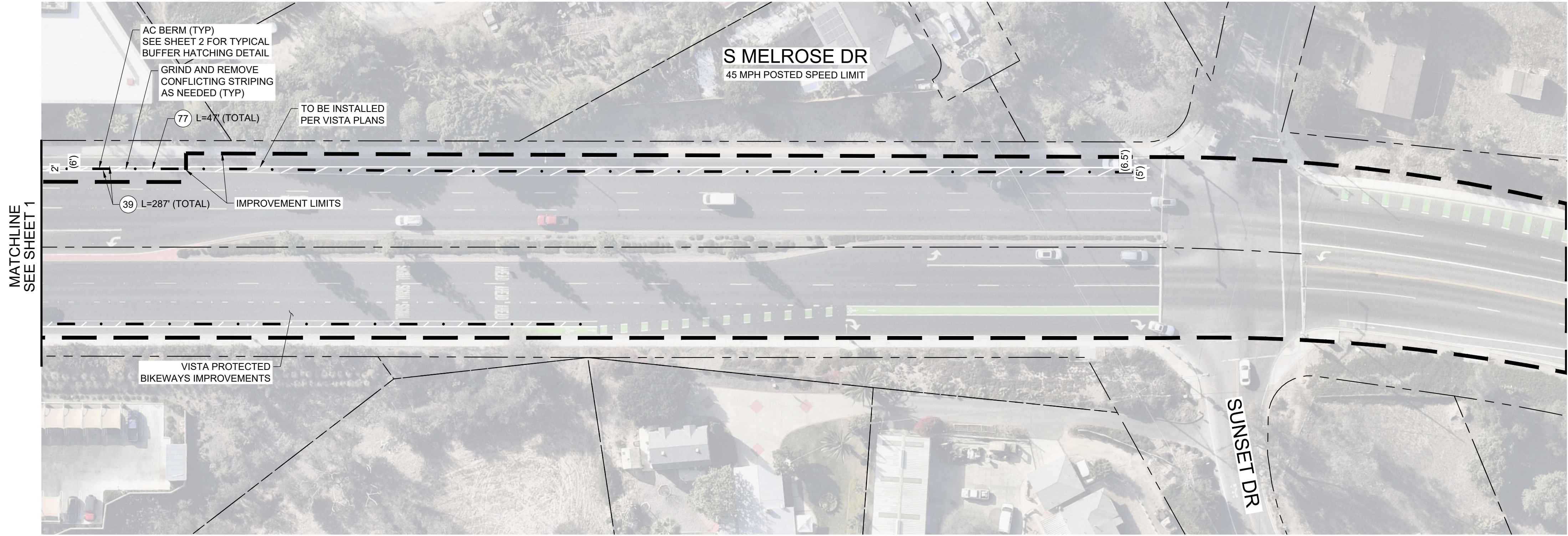
STRIPING DETAILS

- (38) INSTALL WHITE CHANNELIZING LINE (DETAIL 38) PER CALTRANS STD. PLAN A20D
- (39) INSTALL WHITE BIKE LANE LINE (DETAIL 39) PER CALTRANS STD. PLAN A20D





P:\Projects\2022\060225\_OCS S Melrose Protected Bike Lane\CA MUTCD\FIGURE 9C-3 Mutcd - Oceanside\fig 9C-3 Mutcd - Oceanside.dwg Plot: Oceanside.dwg Date: 2/1/2025 1:14:14 PM

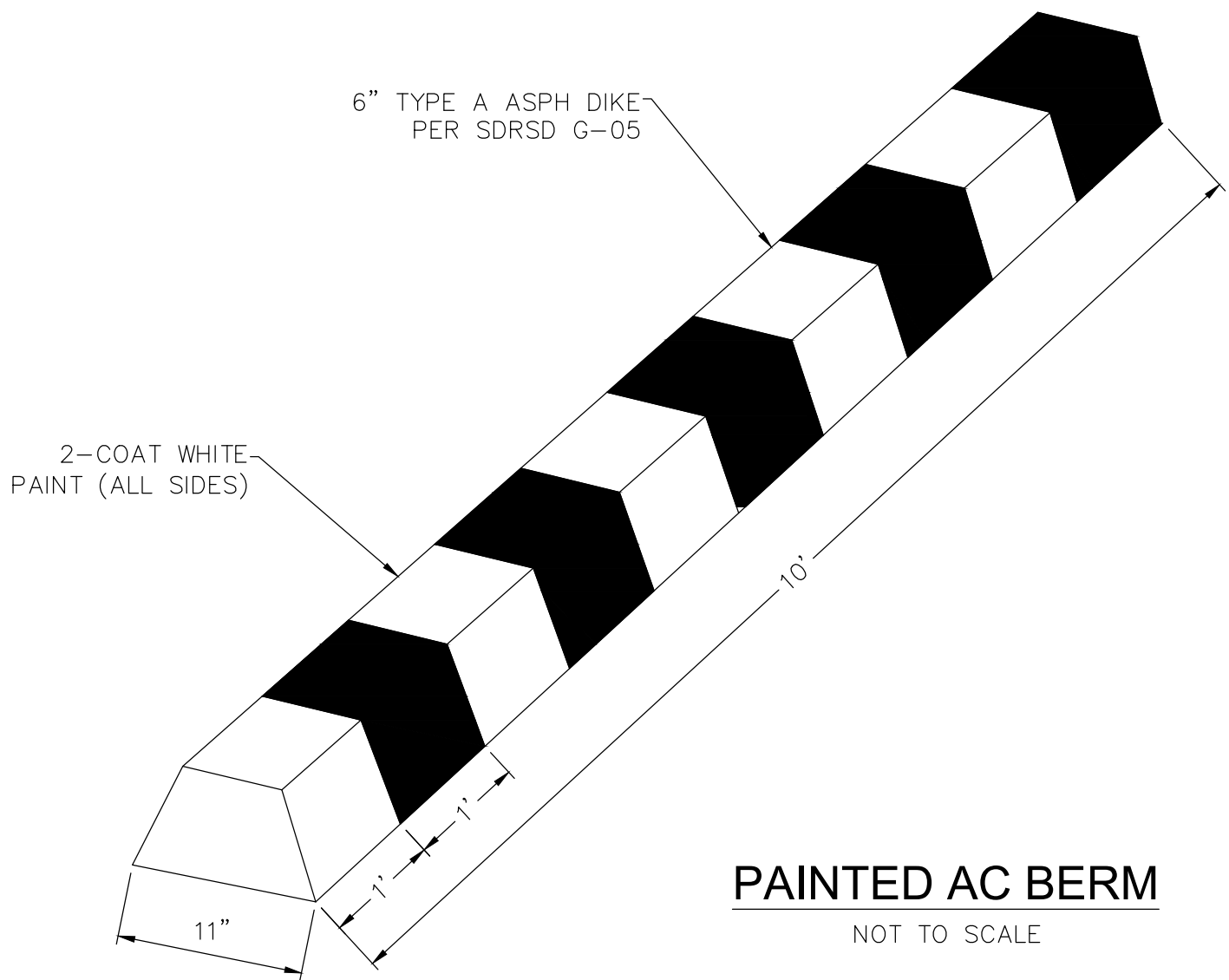


CONSTRUCTION NOTES

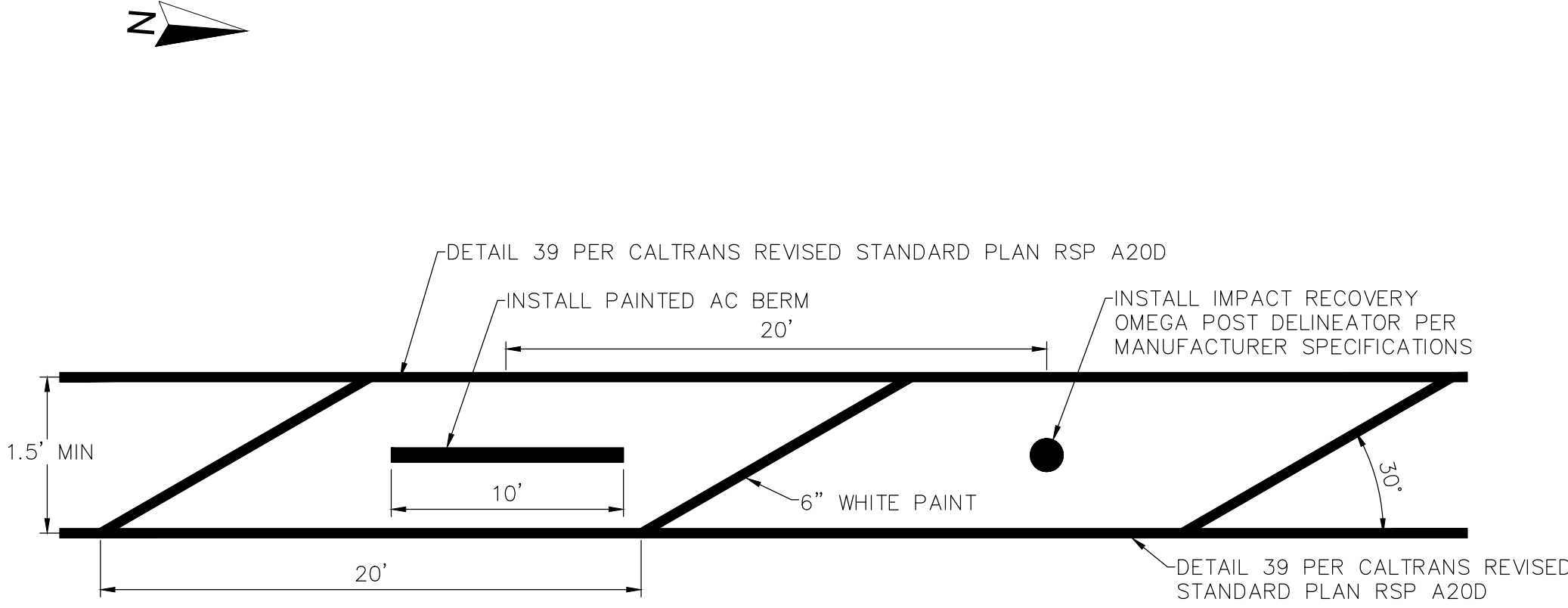
- XX APPLY DETAIL XX PER LATEST CALTRANS STANDARD PLANS
- 77 INSTALL BIKE LANE DIAGONAL BUFFER HATCHING PER DETAIL ON THIS SHEET

STRIPING DETAILS

- 39 INSTALL WHITE BIKE LANE LINE (DETAIL 39) PER CALTRANS STD. PLAN A20D

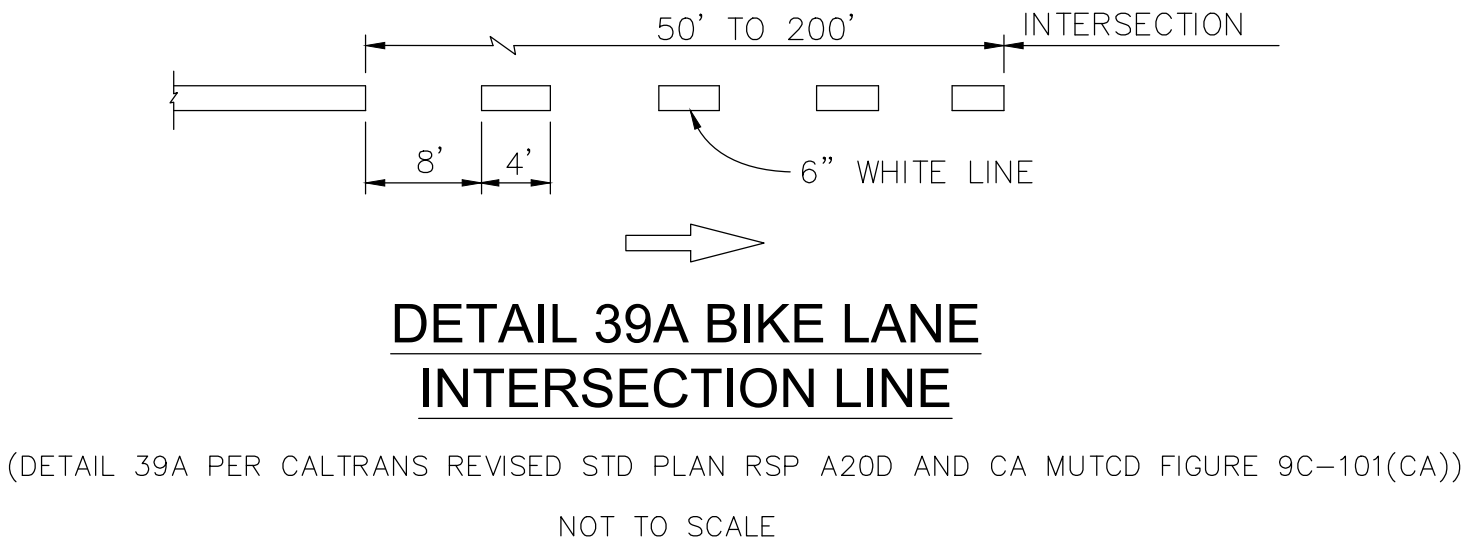


PAINTED AC BERM  
NOT TO SCALE

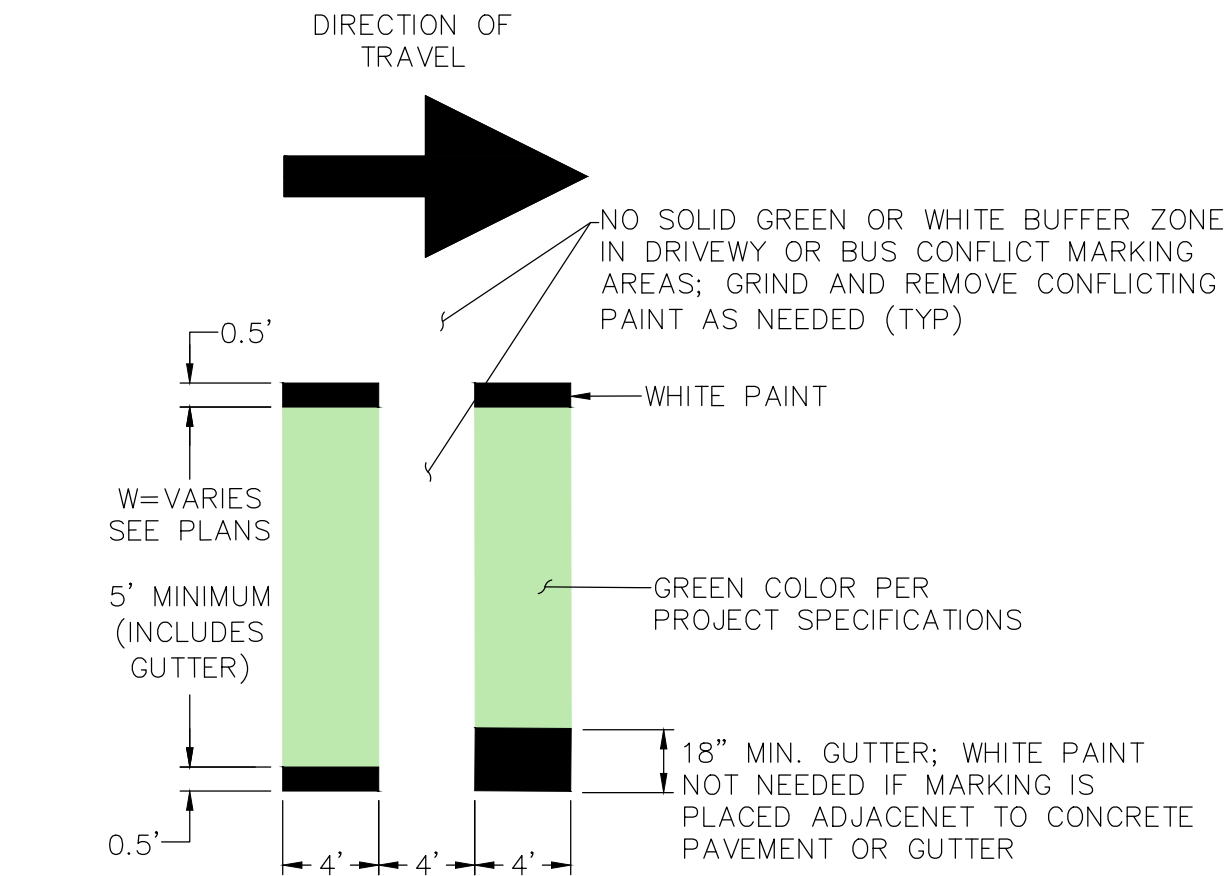


IF EXISTING BUFFER SPACING DIFFERS FROM 20', POST DELINEATORS AND AC BERMS SHALL BE CENTERED BETWEEN DIAGONAL STRIPES TO ACCOMMODATE. KEEP POST DELINEATORS AND AC BERM CLEAR OF ALL EXISTING UTILITY BOX/ MANHOLES. NO BUFFER, BERM OR POST TO BE INSTALLED AT DRIVEWAY OR BUS STOP LOCATIONS. REFER TO CONFLICT MARKING DETAIL. MAINTAIN 20' MIN CLEARANCE TO FIRST DELINEATOR ON THE FAR SIDE OF AN INTERSECTION TO ACCOMMODATE U-TURNS. ABOVE GROUND SEPARATORS SHOULD START WITH A DELINEATOR ON THE FAR SIDE OF EACH INTERSECTION INSTEAD OF AN AC BERM.

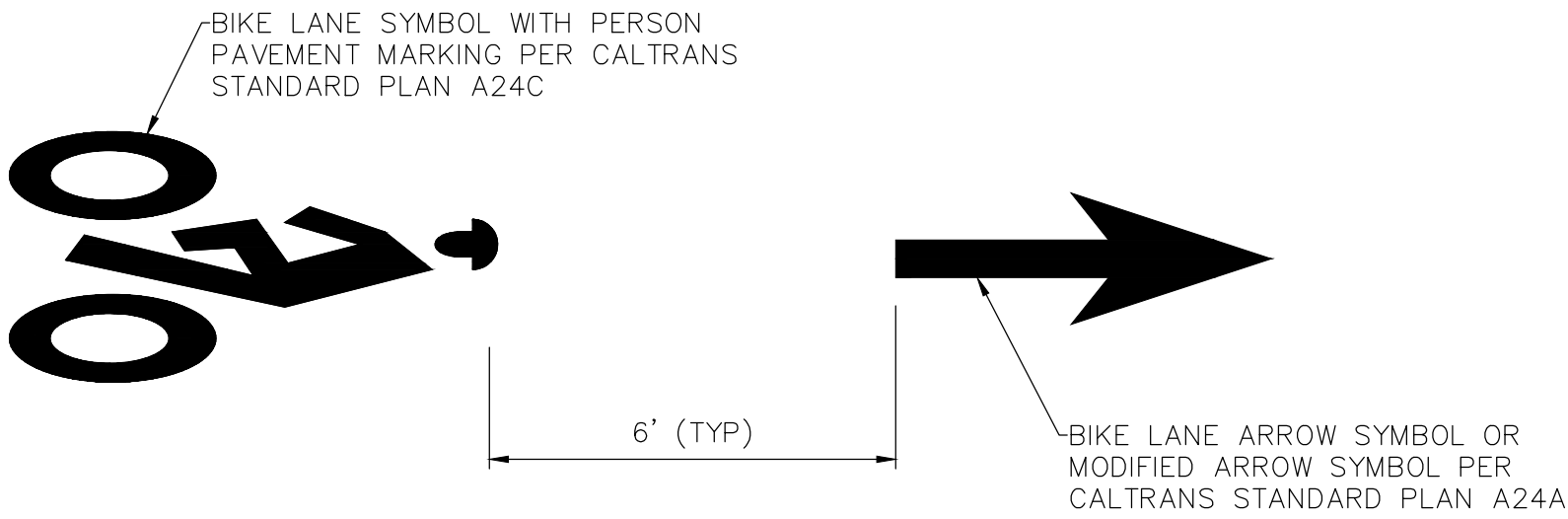
TYPICAL DIAGONAL BUFFER HATCHING DETAIL  
NOT TO SCALE



DETAIL 39A BIKE LANE  
INTERSECTION LINE



DRIVEWAY/BUS STOP GREEN BIKE  
LANE CONFLICT MARKING DETAIL



BIKE LANE WITH ARROW PAVEMENT MARKING  
DETAIL (FIGURE 9C-3B OF THE CA MUTCD)

NOTE: PROTECT IN PLACE EXISTING BIKE PAINT WHEN POSSIBLE. NEW SYMBOLS NOT NEEDED IF FIGURE 9C-3 TYPE A, B OR C MARKING IS EXISTING.